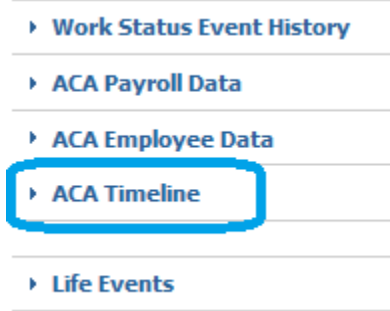


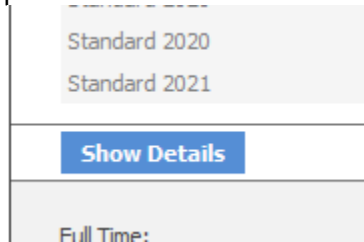
[How to Download a 1095-C Form](#)

Original View

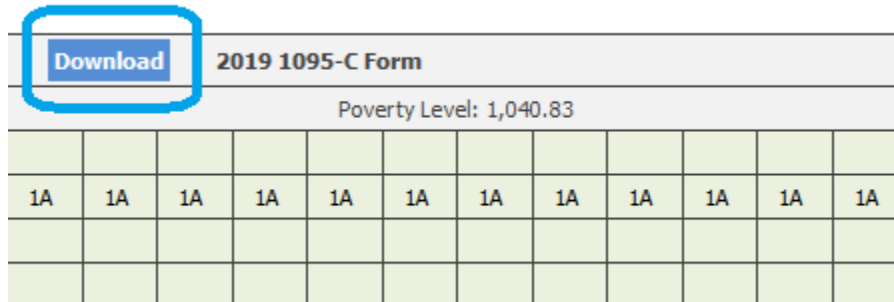
From the home page, navigate to the employee's record. Once on the employee's record, select the **ACA Timeline** link on the left-hand side of the screen.



Select the **Show Details** button to expand the screen.

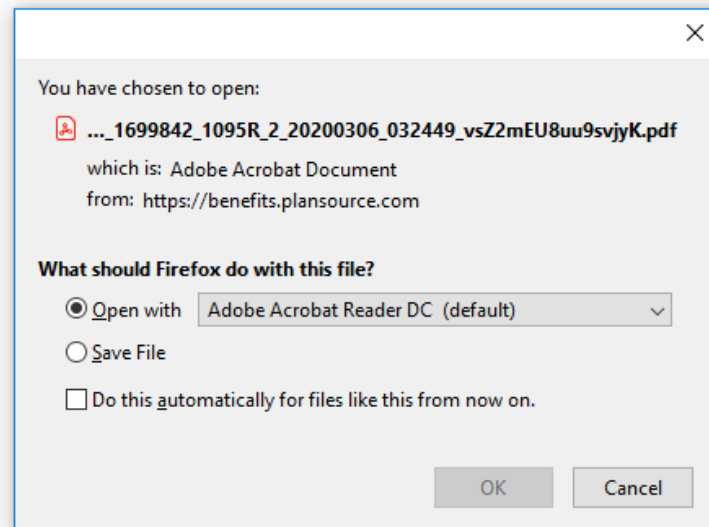


Locate the 1095-C form for the year you are looking to download and select the **Download** button. When prompted, select the options to open the file.

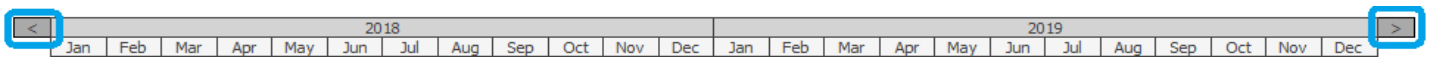


A screenshot of a 2019 1095-C Form. The title is '2019 1095-C Form' and the poverty level is 'Poverty Level: 1,040.83'. A blue rounded rectangle highlights the 'Download' button in the top left corner. The table below has 12 columns, with the first row containing '1A' in each column.

2019 1095-C Form											
Poverty Level: 1,040.83											
1A	1A	1A	1A	1A	1A	1A	1A	1A	1A	1A	1A

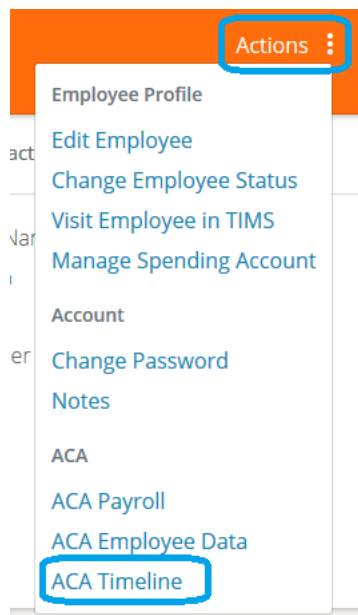


Note: There is a timeline at the top of the page which indicates the year being displayed. If you wish to view a different year, use the navigational arrows at the top of the page.



Beta View

From the home page, navigate to the employee's record. Once on the employee's record, select the **Actions** in the top-right corner, and then select **ACA Timeline**.



Select the **Show Details** button to expand the screen.

Standard 2020
Standard 2021

Show Details

Full Time:

Locate the 1095-C form for the year you are looking to download and select the **Download** button. When prompted, select the options to open the file.

2019 1095-C Form											
Poverty Level: 1,040.83											
1A	1A	1A	1A	1A	1A	1A	1A	1A	1A	1A	1A

